



30 Watt - LNP30W Series

CONSTANT CURRENT LED DRIVER WITH 0-10V DIMMING

Model: LNP30W Series

- Drive Mode: Constant Current or Constant Voltage
- Technology: PFC Off-Line Switch Mode
- Output Power: 30W Max.
- Input Voltage: 90 to 305VAC, 47- 63Hz
- Output Voltages: 6VDC - 85VDC
- Output Currents: 300mA - 1000mA
- 0-10V Dimming 5% - 100%
- UL Class P & UL Type HL Rated for Hazardous Locations

Environmental

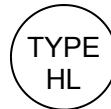
1. Operating temperature: Tc 90C Maximum. Reference -30 to +60°C ambient
2. Storage temperature range: -40 to +85°C
3. Humidity (non-condensing): 5% - 95%RH
4. Cooling: Convection
5. Vibration Frequency: 5-55Hz/2g, 30 minutes
6. Impact resistance: 1g/s
7. MTBF@ 25°C: 492,000 hours @ Full Load per MIL-217F Notice 2.

Safety and Compliance

1. UL8750, EN61347, CSA 22.2 safety listed, UL Class P
2. FCC, 47CFR Part 15 Class B & EN55015 compliant.
3. Water resistant and Dust Proof Design: IP66, NEMA4, for Dry, Damp, Wet Locations.
4. Compact, Lightweight Design.
5. Safety Isolation between Primary and Secondary
6. Meets EN61000-3-2 & EN61000-3-3 Class C
7. Protection: output over-voltage, output over-current, output short circuit, auto-recovery.
8. EN61000-4-5: 2kV L-N, 8/20 µsec surge protection.

Electrical Specifications at 25°C

- Input voltage range: 90 to 305VAC
- Frequency: 47- 63HZ
- Power Factor: ≥ 0.90 at $\geq 60\%$ Load, 120Vac/230Vac, $\geq 80\%$ Load 277Vac
- THD%: $\leq 20\%$ at $\geq 60\%$ Load, 120Vac/230Vac, $\geq 80\%$ Load 277Vac
- Inrush current: <60A at 25C, 277Vac, cold start, Full Load
- Input current: 0.31A at 120Vac, 60Hz, Full Load
- Efficiency: 88% typical at 230Vac Full Load
- Line regulation accuracy: $\pm 3\%$
- Load regulation accuracy: $\pm 3\%$
- Leakage current: 500uA typical; Hold up time: half cycle



IP66



Standard Part Numbers

Part Number ⁽²⁾	US Class 2	CN Class 2	UL Types	Output Voltage Range	Output Constant Current	Current Accuracy	Output Power Maximum	Typical Efficiency ⁽¹⁾
LNP30W-85-C0350-RD	NO	NO	HL	43 - 85 VDC	350 mA	$\pm 5\%$	30W	89%
LNP30W-75-C0400-RD	NO	NO	HL	38 - 75 VDC	400 mA	$\pm 5\%$	30W	88%
LNP30W-66-C0450-RD	NO	NO	HL	33 - 66 VDC	450 mA	$\pm 5\%$	30W	88%
LNP30W-56-C0560-RD	YES	YES	HL	28 - 56 VDC	560 mA	$\pm 5\%$	30W	88%
LNP30W-42-C0700-RD	YES	YES	HL	21 - 42 VDC	700 mA	$\pm 5\%$	30W	87%
LNP30W-36-C0830-RD	YES	YES	HL	18 - 36 VDC	830 mA	$\pm 5\%$	30W	86%
LNP30W-24-C1250-RD	YES	YES	HL	12 - 24 VDC	1250 mA	$\pm 5\%$	30W	85%
LNP30W-18-C1660-RD	YES	YES	HL	9 - 18 VDC	1660 mA	$\pm 5\%$	30W	85%
LNP30W-12-C2500-RD	YES	YES	HL	6 - 12 VDC	2500 mA	$\pm 5\%$	30W	84%

Notes

1. Typical efficiency measured at 230VAC input, full load
2. 0-10V Dimming is compatible with most quality 0-10V wall dimmers and direct 0-10V sink analog signal. See page 3 for details.

30W**LNP30W Series****UL Class P****LED Optimized Drivers**

30 Watt - LNP30W Series

CONSTANT CURRENT LED DRIVER WITH 0-10V DIMMING

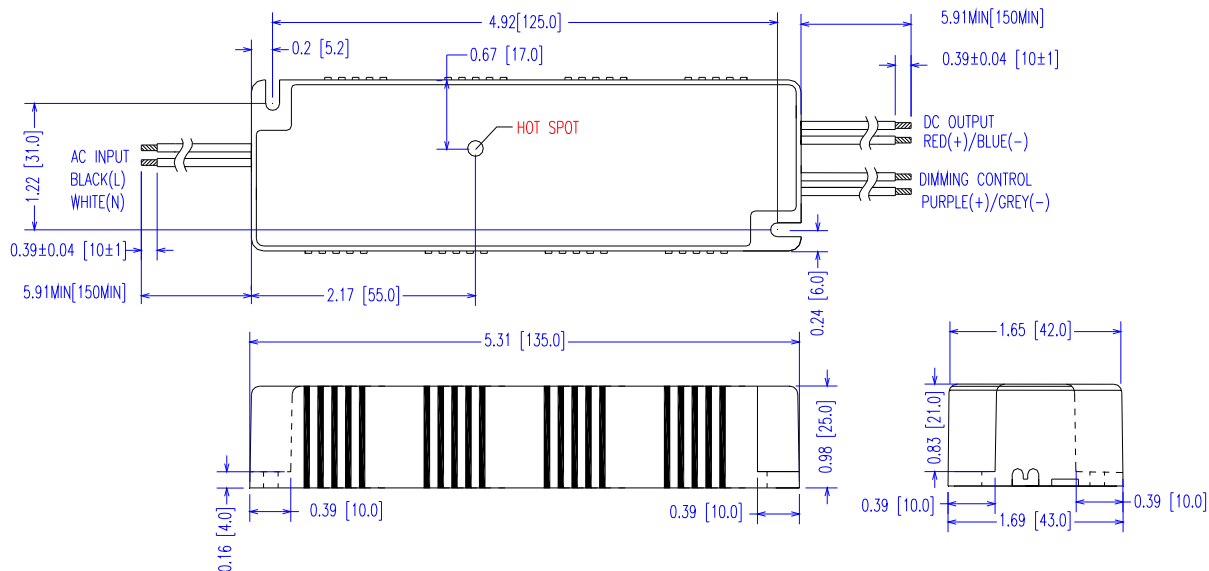
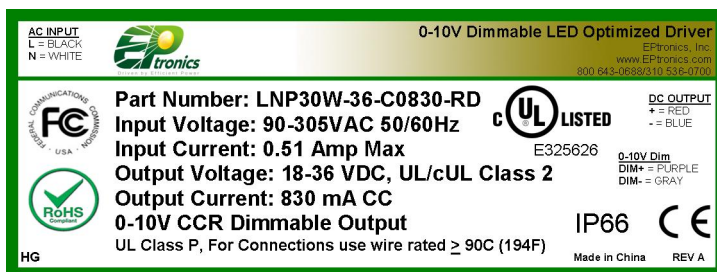
Constant Voltage Versions

Part Number	US Class 2	CN Class 2	UL Types	Output Constant Voltage	Output Current Range	Voltage Accuracy	Output Power Maximum	Typical Efficiency ⁽¹⁾
LNP30W-85	NO	NO	HL	85 VDC	88 - 350 mA	± 5%	30W	89%
LNP30W-75	NO	NO	HL	75 VDC	100 - 400 mA	± 5%	30W	88%
LNP30W-66	NO	NO	HL	66 VDC	113 - 450 mA	± 5%	30W	88%
LNP30W-56	YES	YES	HL	54 VDC	140 - 560 mA	± 5%	30W	88%
LNP30W-42	YES	YES	HL	42 VDC	175 - 700 mA	± 5%	30W	87%
LNP30W-36	YES	YES	HL	36 VDC	208 - 830 mA	± 5%	30W	86%
LNP30W-24	YES	YES	HL	24 VDC	313 - 1250 mA	± 5%	30W	85%
LNP30W-18	YES	YES	HL	18 VDC	415 - 1660 mA	± 5%	30W	85%
LNP30W-12	YES	YES	HL	12 VDC	625 - 2500 mA	± 5%	30W	84%

Mechanical Dimensions: Inches [mm]

Material: Black 5VA Plastic Case
Fully Encapsulated
Weight: 233 grams (8.2 oz) Typical

Labeling Example



30 Watt - LNP30W Series

CONSTANT CURRENT LED DRIVER WITH 0-10V DIMMING

30W
 LNP30W Series
 UL Class P

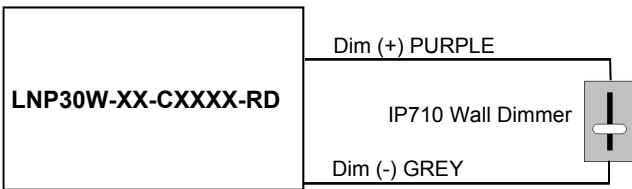
-RD, 0-10V Dimming Scheme

Parameters	Minimum	Typical	Maximum
Absolute Voltage Range on 0-10V Input (Purple Wire)	-2.0V	—	+15V
Source Current out of 0-10V Input (Purple Wire)	0mA	—	2mA

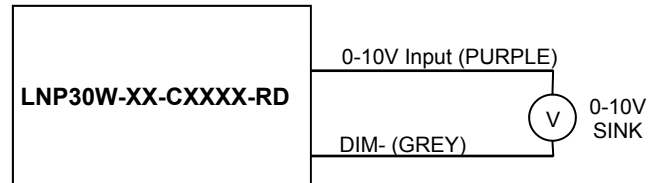
Notes

- RD version is compatible with most 0-10V Wall Slide dimmers and direct 0-10V analog signal. Recommended dimmer is Leviton IP710 or equivalent connected between Purple and Gray wires. Yellow is not used for dimming.
- RD 0-10V dimmable version is not intended to dim below about 5% @ 0V or 10% @ 1.0V
- RD 0-10V dimmable version output will be 100% with Purple/Gray open and minimum with Purple/Gray Shorted.

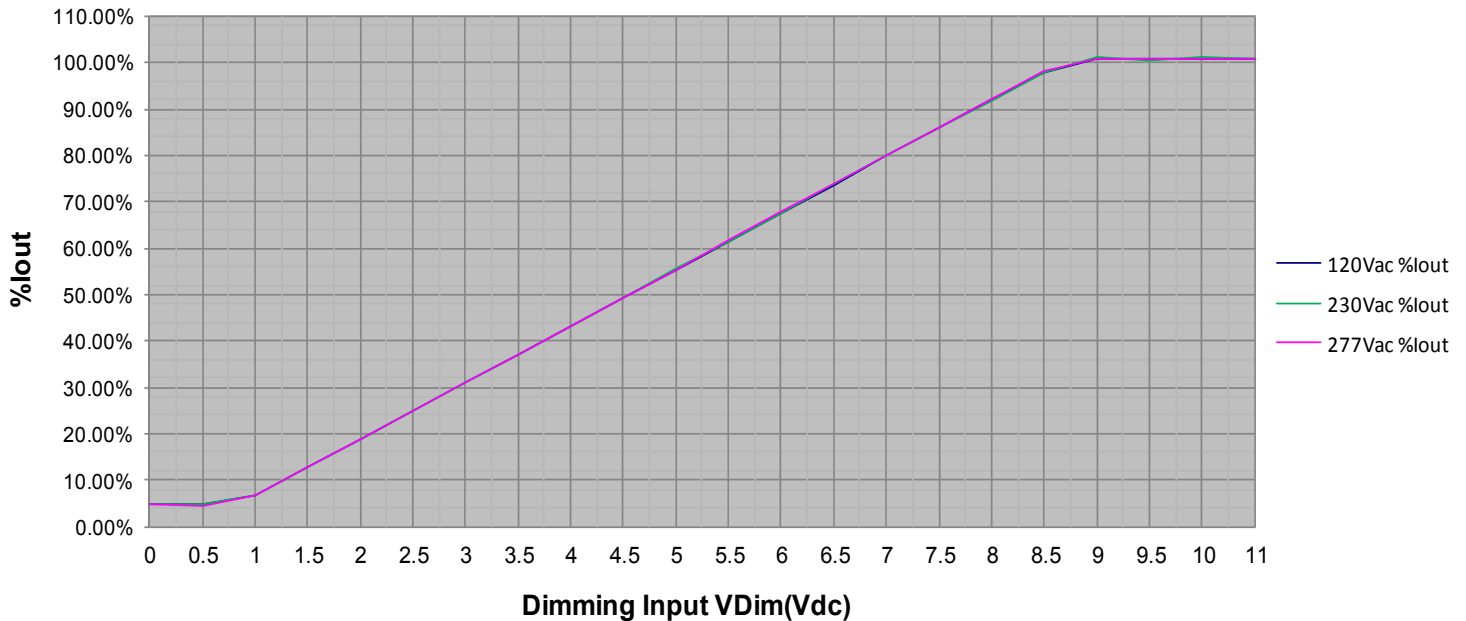
-RD, 0-10V Slide Dimming Scheme



-RD, 0-10V Analog Dimming Scheme



% Output Current Vs. 0-10V DC Dimming Input



30 Watt - LNP30W Series

CONSTANT CURRENT LED DRIVER WITH 0-10V DIMMING

Input Specifications

Parameter	Min.	Typ.	Max.	Notes/Conditions
Input Voltage	90 Vac	—	305 Vac	120, 230, 240, 277 Vac Nominal Values
Input Frequency	47 Hz	—	63 Hz	50/60Hz Nominal
Input AC Current	—	—	0.31 A	Measured at 120Vac/60Hz Input, Output Full load.
	—	—	0.16 A	Measured at 230Vac/50Hz Input, Output Full load.
	—	—	0.14 A	Measured at 277Vac/60Hz Input, Output Full load.
Inrush Current (Peak)	—	—	60A	Measured at 277Vac/60Hz Input, Output Full Load, Ta 25°C, Cold Start 50% I _{peak} duration \approx 140 μ sec (1/2*I _{peak} ² *t)
Inrush Current (I ² t)	—	—	0.25 A ² s	
Leakage Current	—	—	0.28mA	Measured at 120Vac/60Hz Input, Output Full load.
	—	—	0.75mA	Measured at 277Vac/60Hz Input, Output Full load.
THD	—	—	20%	Measured at \geq 60% Load, 120Vac/230Vac, \geq 80% Load 277Vac
Power Factor (PF)	0.90	—	—	Measured at \geq 60% Load, 120Vac/230Vac, \geq 80% Load 277Vac

Output Specifications

Parameter	Min.	Typ.	Max.	Notes/Conditions
DC Output Voltage	Per Table	—	Per Table	Per Tables on Page 1
DC Output Constant Current	-5%	Per Table	+5%	Per Tables on Page 1
Output Power	—	—	Per Table	Per Tables on Page 1
Ripple & Noise (V _{pk-pk})	—	—	20% V _o	20 MHz BW, Full load output in parallel with 0.1 μ F ceramic & 10 μ F Electrolytic.
Ripple (I _{pk-pk})	—	—	50% I _o	20 MHz BW, Full load output in parallel with 0.1 μ F ceramic & 10 μ F Electrolytic. 120 Hz component (Flicker Free)
Start-up Time	—	200 ms	700 ms	Measured at 120Vac/60Hz Input, Output Full load.
Hold-up Time	—	30 mS	—	Typical @ 277Vac Input, Output Full load.

Environmental Specifications

Parameter	Min.	Typ.	Max.	Notes/Conditions
Case Temperature (T _c)	-30 °C	—	+90 °C	Measured at location specified on case.
Operating Temperature (T _a)	-30 °C	—	+60 °C	This is a reference range. T _c controls temperature range.
Storage Temperature (T _s)	-40 °C	—	+85 °C	Non operating temperature range.
Operating Humidity	—	—	95% RH	Relative Humidity, non-condensing.
Vibration	5 Hz	—	55 Hz	2G, 10 minutes/1 cycle, period 30 minutes, each along X, Y, Z axis.
MTBF	492,000 Hours	—	—	MIL-HDBK-217F Notice 2, T _a = 25C, Output Full Load.

Protection Specifications

Parameter	Min.	Typ.	Max.	Notes/Conditions
Output Short Circuit (SCP)	—	—	—	No Damage, Auto recovery after short is removed.
Output Over Current (OCP)	—	—	+8% I _o	Constant Current Limiting circuit.
Output Over Voltage (OVP)	—	—	120% V _o	No Damage, Auto recovery after fault is removed.

30 Watt - LNP30W Series

CONSTANT CURRENT LED DRIVER WITH 0-10V DIMMING

UL Class P
 LNP30W Series
30W

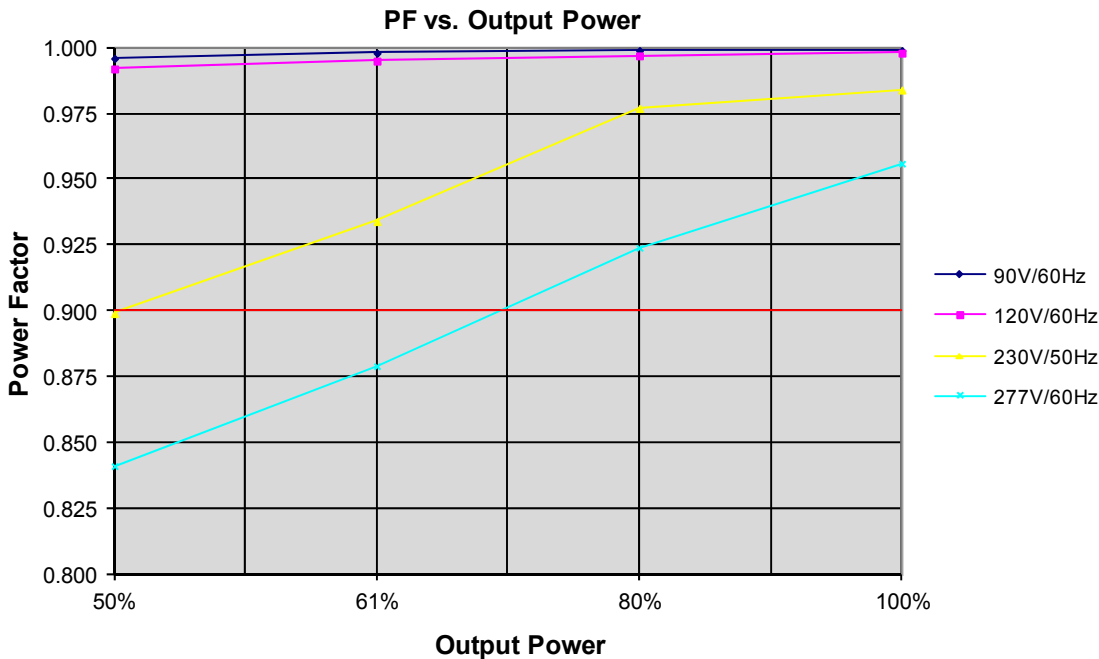
Safety Recognized

Safety	Notes/Standards
UL/CUL Listed UL Class P	UL8750 & CAN/CSA C22.2 No. 250.13, UL Class P, UL Type HL
CE	EN61347-1, EN61347-2-13
Withstand Voltage	Input to Output: 3750 Vac
Isolation Resistance	Input to Output: >100 MΩ, 500VDC @ 25 °C, 70 % RH
Dimming & Aux Circuit	+12V Yellow/Dim+ Purple/Dim- Gray are considered part of the secondary circuit.

EMC Certified

Standard	Notes/Conditions
FCC, 47CFR Part 15	Class B
EN 55015	Limits and methods of measurement of radio disturbance characteristics of electrical lighting and similar equipment.
EN 61000-3-2	Part 3-2: Limits for harmonic current emissions Class C, ≥80% Rated Power
EN 61000-3-3	Part 3-3: Limitation of voltage changes, voltage fluctuations and flicker.
EN 61000-4-5	Part 4-5: Surge Immunity test, 2 kV L-N
Energy Star	Energy Star transient protection: Ballast or driver shall comply with ANSI/IEEE C62.41.1-2002 and ANSI/IEEE C62.41.2-2002, Category A operation. The line transient shall consist of seven strikes of a 100 kHz ring wave, 2.5 kV level, for both common mode and differential mode.

Power Factor Curves (Typical)



30W

LNP30W Series

UL Class P



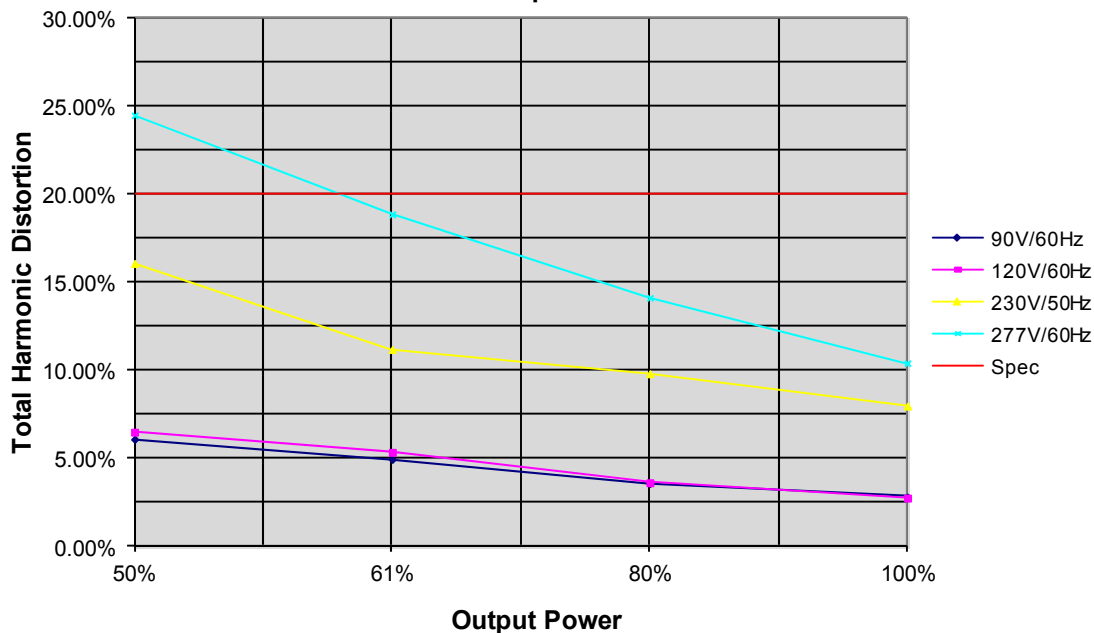
LED Optimized Drivers

30 Watt - LNP30W Series

CONSTANT CURRENT LED DRIVER WITH 0-10V DIMMING

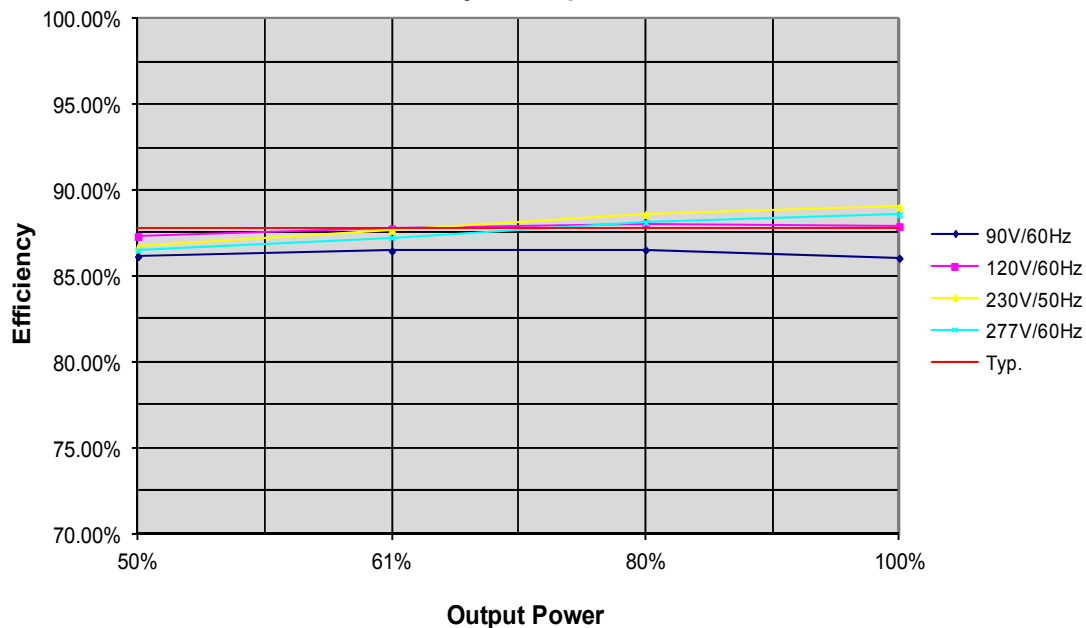
THD Curves (Typical)

THD vs. Output Power



Efficiency Curves (Typical)

Efficiency vs. Output Power



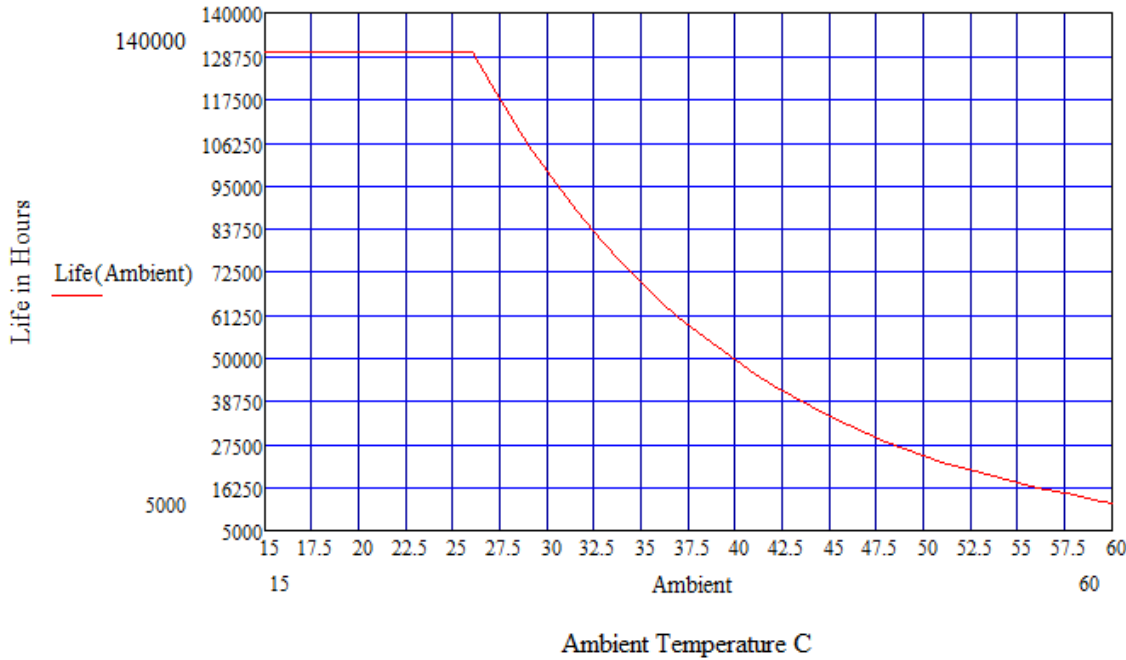
30 Watt - LNP30W Series

CONSTANT CURRENT LED DRIVER WITH 0-10V DIMMING

UL Class P
LNP30W Series
30W

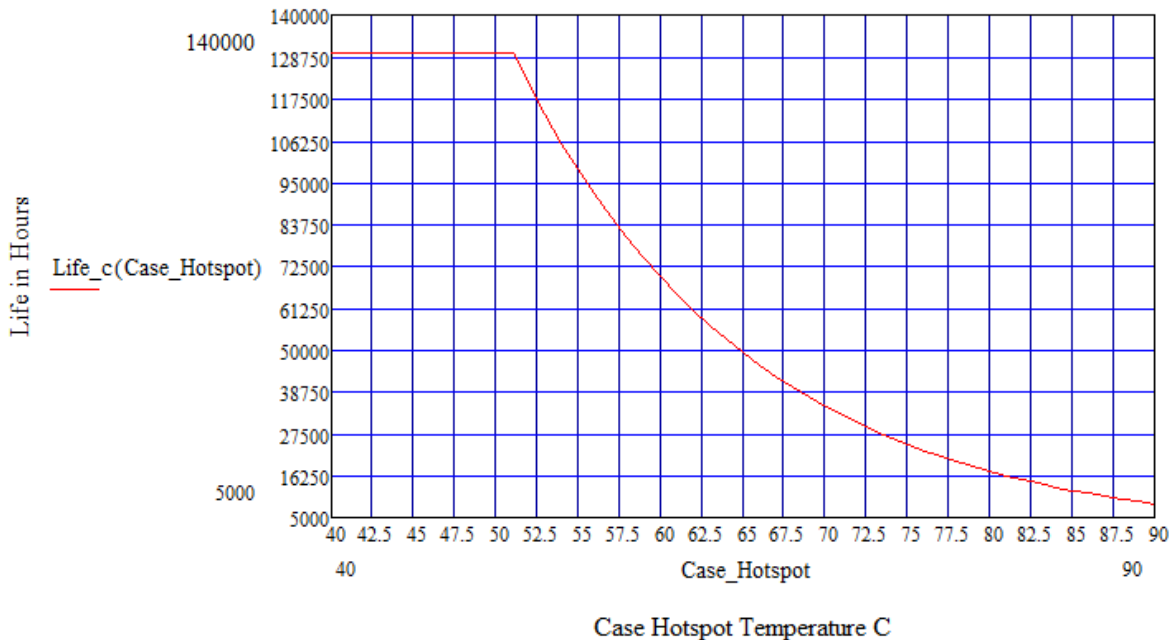
Life vs. Ambient Temperature

LNP30W Estimated Life Full Load @ 120Vac



Life vs. Case (Tc) Temperature

LNP30W Estimated Life Full Load @ 120Vac



30W

LNP30W Series

UL Class P



LED Optimized Drivers

30 Watt - LNP30W Series

CONSTANT CURRENT LED DRIVER WITH 0-10V DIMMING

